



TARA ELECTRIC VEHICLE

TARA ELECTRIC VEHICLE

Address: 4053 Grand Lakes way, Grand Prairie, TX 75050 USA

Chinese Factory: No. 56, Yanghe Road, Xinyang Industrial Zone, Haicang District, Xiamen,

China Tel: +86 (592) 680 0621 E-mail: sales@taragolfcart.com www.taragolfcart.com



TARA ELECTRIC VEHICLE

THE TARA
D7 SERIES
ELECTRIC VEHICLE



THE ADVANTAGE OF TARA ELECTRIC VEHICLE



FACTORY DIRECT

Owning the factory meaning we can get fast shipment, quick improvement and full support from our own factory.

PRICE POINT

TARA has the competitive price in the electric cart market and guarantee to offer excellent product quality.



SERVICE ANYWHERE

TARA offers 24/7 online support, extended warranty and parts supply schemes service.

CARTS INVENTORY

TARA always has sufficient inventory to ensure customers receive our products in the fastest time.



TARA ELECTRIC VEHICLE

WHAT ARE THE FEATURES



- 1** LED HEADLIGHTS
- 2** FRONT COWL
- 3** 9 INCH TOUCHSCREEN WITH BACK-UP CAMERA
- 4** FOLDABLE WINDSHIELD
- 5** LITHIUM BATTERY
- 6** 12"ALUMINUM WHEEL/205/50R12 RADIAL TIRE
- 7** INJECTION MOULDED CANOPY
- 8** AUTOMOTIVE DESIGNED DASHBOARD, COLOR MATCHED WATER CUP HOLDER INSERT
- 9** RACE CAR STYLE STEERING WHEEL
- 10** LUXURY LEATHER SEATS
- 11** STEREO SYSTEM
- 12** REAR-FACING FLIP-FLOP SEAT KIT
- 13** SEAT BELTS
- 14** REAR LIGHTS
- 15** BOTTLE & CELL PHONE HOLDER
- 16** REAR BODY
- 17** STORAGE COMPARTMENT
- 18** HEAVY DUTY BRUSH GUARD

INNOVATIVE FEATURES AT EVERY TURN



EVOQUER SERIES

Perfect for golf course, country club, or out shopping. Explore limitless possibilities.



TIRE | 12" Aluminum Wheel/205/50R12 Radial Tire



The newly designed TARA gives you a more streamlined experience for greater ease and unparalleled efficiency wherever you go.



SIDE DISPLAY



INSTRUMENT PANEL

APPEARANCE

SPECIFICATION

MODEL

EVOQUER 2



EVOQUER 2 PLUS



EVOQUER 4



EVOQUER 4 PLUS



EXTERNAL DIMENSION	2380x1400x1830mm	2380x1400x1830mm	2860x1400x1930mm
WHEELBASE	1650mm	1650mm	1650mm
FRONT WHEEL TREAD	880mm	880mm	880mm
REAR WHEEL TREAD	980mm	980mm	980mm
BRAKING DISTANCE	≤3.5m	≤3.5m	≤3.5m
MIN TURNING RADIUS	3.1m	3.1m	3.1m
CURB WEIGHT	360kgs	360kgs	400kgs
MAX TOTALMASS	560kgs	560kgs	750kgs
FRAME	E-coat and powder coated chassis	E-coat and powder coated chassis	E-coat and powder coated chassis
BODY	TPO injection moulding front cowl and rear body	TPO injection moulding front cowl and rear body	TPO injection moulding front cowl and rear body
TIRE SIZE	12"Aluminum Wheel/205/50R12 Radial Tire	12"Aluminum Wheel/205/50R12 Radial Tire	12"Aluminum Wheel/205/50R12 Radial Tire
SEATING CAPACITY	Two persons	Two persons	Four persons
TOUCHSCREEN	No Touchscreen	9" Bluetooth touchscreen (Radio, Music, Speedometer, Bluetooth, Back-up camera, Car-net App connetion)	No Touchscreen
AVAILABLE MODEL COLORES	Candy Apple Red, White, Black, Navy Blue,Silver, Green, PPG> Flamenco Red, Black Sapphire, Mediterranean Blue, Mineral White, Portimao Blue, Arctic Gray	Candy Apple Red, White, Black, Navy Blue,Silver, Green, PPG> Flamenco Red, Black Sapphire, Mediterranean Blue, Mineral White, Portimao Blue, Arctic Gray	Candy Apple Red, White, Black, Navy Blue,Silver, Green, PPG> Flamenco Red, Black Sapphire, Mediterranean Blue, Mineral White, Portimao Blue, Arctic Gray
AVAILABLE SEAT COLORES	Black&Black,Silvery&Black, Apple Red&Black	Black&Black,Silvery&Black, Apple Red&Black	Black&Black,Silvery&Black, Apple Red&Black
SYSTEM VOLTAGE	48V	48V	48V
MOTOR POWER	4kw	4kw	4kw
CHARGING TIME	4-5h	4-5h	4-5h
CONTROLLER	400A	400A	400A
MAX SPEED	20-40km/h	20-40km/h	20-40km/h
MAX GRADIENT(FULL LOAD)	30%	30%	30%
BATTERY	48V Lithium battery	48V Lithium battery	48V Lithium battery

FEATURES



9" TOUCH SCREEN

Radio,music,speedometer,bluetooth,back-up camera, car app connection



LUXURY SEAT

Superior comfort, aesthetic elegance, and a premium tactile experience, while being durable and easy to maintain.



OPTIONAL GOLF BAG HOLDER KIT

Golf bag holder bracket rack assembly for golf cart rear seat



REAR FLIP SEAT


Flip-flop seat kits with storage compartment



REINFORCED BUMPER

Designed to provide enhanced protection.

OPTION COLORS



PPG PAINTS





Unleash Silent Power in the Great Outdoors!

FREELANDER SERIES



TIRE | 14X7" Aluminum Wheel/23X10-14 Silent Tire with Offroad Thread



APPEARANCE

The newly designed TARA gives you a more streamlined experience for greater ease and unparalleled efficiency wherever you go.



GEAR KEY



SIDE DISPLAY

SPECIFICATION

FREELANDER 2

FREELANDER 4

FREELANDER 4 PLUS

FREELANDER 4F

FREELANDER 6

MODEL



EXTERNAL DIMENSION	2480x1400x2000mm	2960x1400x2100mm	2960x1400x2100mm	3280x1400x2100mm
WHEELBASE	1670mm	1670mm	1670mm	2470mm
FRONT WHEEL TREAD	1000mm	1000mm	1000mm	1000mm
REAR WHEEL TREAD	1025mm	1025mm	1025mm	1025mm
BRAKING DISTANCE	≤3.5m	≤3.5m	≤3.5m	≤3.5m
MIN TURNING RADIUS	3.2m	3.2m	3.2m	3.2m
CURB WEIGHT	430kgs	469kgs	475kgs	460kgs
MAX TOTALMASS	629kgs	819kgs	825kgs	810kgs
FRAME	E-coat and powder coated chassis	E-coat and powder coated chassis	E-coat and powder coated chassis	E-coat and powder coated chassis
BODY	TPO injection moulding front cowl and rear body	TPO injection moulding front cowl and rear body	TPO injection moulding front cowl and rear body	TPO injection moulding front cowl and rear body
TIRE SIZE	14X7"Aluminum Wheel/ 23X10-14 Silent Tire with Off-road Thread	14X7"Aluminum Wheel/ 23X10-14 Silent Tire with Off-road Thread	14X7"Aluminum Wheel/ 23X10-14 Silent Tire with Off-road Thread	14X7"Aluminum Wheel/ 23X10-14 Silent Tire with Off-road Thread
SEATING CAPACITY	Two persons	Four persons	Four persons	Four persons
TOUCHSCREEN	No Touchscreen	No Touchscreen	9" Bluetooth touchscreen (Radio, Music, Speedometer, Bluetooth, Back-up camera, Car-net App connection)	No Touchscreen
AVAILABLE MODEL COLORES	Candy Apple Red, White, Black, Navy Blue,Silver, Green. PPG> Flamenco Red, Black Sapphire, Mediterranean Blue, Mineral White, Portimao Blue, Arctic Gray	Candy Apple Red, White, Black, Navy Blue,Silver, Green. PPG> Flamenco Red, Black Sapphire, Mediterranean Blue, Mineral White, Portimao Blue, Arctic Gray	Candy Apple Red, White, Black, Navy Blue,Silver, Green. PPG> Flamenco Red, Black Sapphire, Mediterranean Blue, Mineral White, Portimao Blue, Arctic Gray	Candy Apple Red, White, Black, Navy Blue,Silver, Green. PPG> Flamenco Red, Black Sapphire, Mediterranean Blue, Mineral White, Portimao Blue, Arctic Gray
AVAILABLE SEAT COLORES	Black&Black,Silvery&Black, Apple Red&Black	Black&Black,Silvery&Black, Apple Red&Black	Black&Black,Silvery&Black, Apple Red&Black	Black&Black,Silvery&Black, Apple Red&Black
SYSTEM VOLTAGE	48V	48V	48V	48V
MOTOR POWER	6.3kw	6.3kw	6.3 kw With EM Brake	6.3 kw With EM Brake
CHARGING TIME	4-5h	4-5h	4-5h	4-5h
CONTROLLER	400A	400A	400A	400A
MAX SPEED	20-40km/h	20-40km/h	20-40km/h	20-40km/h
MAX GRADIENT(FULL LOAD)	30%	30%	30%	30%
BATTERY	48V Lithium battery	48V Lithium battery	48V Lithium battery	48V Lithium battery

FEATURES



USB CHARGING PORT

Don't worry about your phone not being able to charge when you go out



COLOR MATCHED DASHBOARD

Color matched dashboard with four cup holders/cell phone holder



LUXURY SEAT

Superior comfort, aesthetic elegance, and a premium tactile experience, while being durable and easy to maintain.



REAR FLIP SEAT

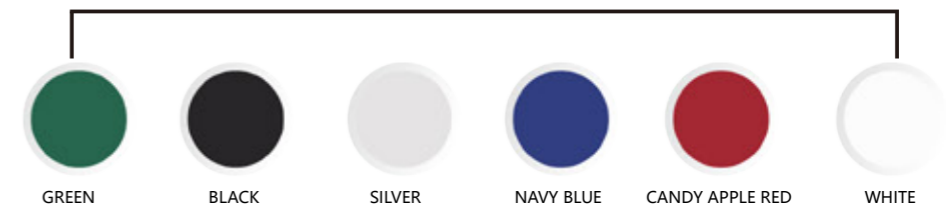
Flip-flop seat kits with storage compartment




REINFORCED BUMPER

Designed to provide enhanced protection.

OPTION COLORS



PPG PAINTS





CRUISER SERIES

Smooth, Green, and Ready to Serve:
Your Eco-Friendly Shuttle Solution!



TIRE | 12" Aluminum Wheel/205/50R12
Radial Tire



The newly designed TARA gives you a more streamlined experience for greater ease and unparalleled efficiency wherever you go.



SIDE DISPLAY



BAG STRAP

APPEARANCE

SPECIFICATION

MODEL

CRUISER 4



CRUISER 6



CRUISER 6F



CRUISER 8



EXTERNAL DIMENSION	3180x1400x1930mm	3660x1400x1930mm	3980x1400x1930mm
WHEELBASE	2450mm	2450mm	2450mm
FRONT WHEEL TREAD	880mm	880mm	880mm
REAR WHEEL TREAD	980mm	980mm	980mm
BRAKING DISTANCE	≤4m	≤4m	≤4m
MIN TURNING RADIUS	4.3m	4.3m	4.3m
CURB WEIGHT	434kgs	469kgs	469kgs
MAX TOTALMASS	784kgs	969kgs	969kgs
FRAME	E-coat and powder coated chassis	E-coat and powder coated chassis	E-coat and powder coated chassis
BODY	TPO injection moulding front cowl and rear body	TPO injection moulding front cowl and rear body	TPO injection moulding front cowl and rear body

TIRE SIZE	12"Aluminum Wheel/205/50R12 Radial Tire	12"Aluminum Wheel/205/50R12 Radial Tire	12"Aluminum Wheel/205/50R12 Radial Tire
SEATING CAPACITY	Four persons	Six persons	Six persons
TOUCHSCREEN	No Touchscreen	No Touchscreen	No Touchscreen
AVAILABLE MODEL COLORES	Candy Apple Red, White, Black, Navy Blue,Silver, Green, PPG> Flamenco Red, Black Sapphire, Mediterranean Blue, Mineral White, Portimao Blue, Arctic Gray	Candy Apple Red, White, Black, Navy Blue,Silver, Green, PPG> Flamenco Red, Black Sapphire, Mediterranean Blue, Mineral White, Portimao Blue, Arctic Gray	Candy Apple Red, White, Black, Navy Blue,Silver, Green, PPG> Flamenco Red, Black Sapphire, Mediterranean Blue, Mineral White, Portimao Blue, Arctic Gray
AVAILABLE SEAT COLORES	Black&Black,Silvery&Black, Apple Red&Black	Black&Black,Silvery&Black, Apple Red&Black	Black&Black,Silvery&Black, Apple Red&Black

SYSTEM VOLTAGE	48V	48V	48V
MOTOR POWER	6.3kw	6.3 kw With EM Brake	6.3 kw With EM Brake
CHARGING TIME	4-5h	4-5h	4-5h
CONTROLLER	400A	400A	400A
MAX SPEED	20-40km/h	20-40km/h	20-40km/h
MAX GRADIENT(FULL LOAD)	30%	30%	30%
BATTERY	48V Lithium battery	48V Lithium battery	48V Lithium battery

FEATURES



STEERING WHEEL

Extremely comfortable hand grip, bring you a different driving experience



MULTI-PERSON LUXURY SEAT

These leather seats make it easier to relax and enjoy the ride, whether around the neighborhood or to the nearby golf course.



REINFORCED BUMPER

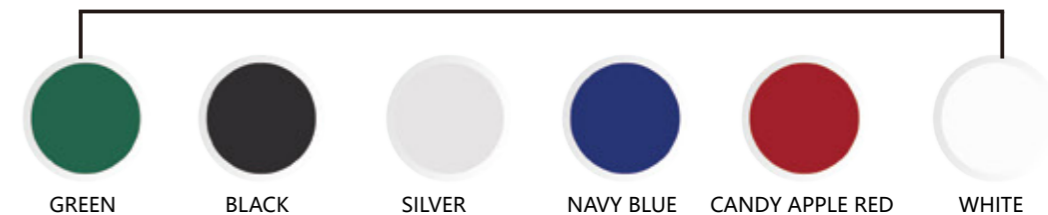
Protect your travel




SAFETY HANDRAIL

When you ride, you can hold the handrail to protect your safety

OPTION COLORS



PPG PAINTS





TITAN SERIES

Powering your work with efficiency
and sustainability



ALL-NEW
FRONT COVER



LUXURY SEAT



LARGE CARGO HOPPER



TOWING HOOK

SPECIFICATION

MODEL

TITAN 450



TITAN 700




TITAN 1000




EXTERNAL DIMENSION	2700x1400x1830mm	3000x1400x2000mm	3330x1400x1830mm
WHEELBASE	1650mm	1890mm	2450mm
FRONT WHEEL TREAD	880mm	1000mm	880mm
REAR WHEEL TREAD	980mm	1025mm	980mm
BRAKING DISTANCE	≤3.5m	≤4m	≤4m
MIN TURNING RADIUS	3.1m	3.6m	4.3m
CURB WEIGHT	399kgs	445kgs	400kgs
MAX TOTALMASS	749kgs	895kgs	940kgs
FRAME	E-coat and powder coated chassis	E-coat and powder coated chassis	E-coat and powder coated chassis
BODY	TPO injection moulding front cowl and rear body	TPO injection moulding front cowl and rear body	TPO injection moulding front cowl and rear body
TIRE SIZE	12"Aluminum Wheel/205/50R12 Radial Tire	14X7"Aluminum Wheel/ 215/35R14" Radial Tire	12"Aluminum Wheel/205/50R12 Radial Tire
SEATING CAPACITY	Two persons	Two persons	Two persons
TOUCHSCREEN	No Touchscreen	No Touchscreen	No Touchscreen
AVAILABLE MODEL COLORES	Candy Apple Red, White, Black, Navy Blue,Silver, Green, PPG> Flamenco Red, Black Sapphire, Mediterranean Blue, Mineral White, Portimao Blue, Arctic Gray	Candy Apple Red, White, Black, Navy Blue,Silver, Green, PPG> Flamenco Red, Black Sapphire, Mediterranean Blue, Mineral White, Portimao Blue, Arctic Gray	Candy Apple Red, White, Black, Navy Blue,Silver, Green, PPG> Flamenco Red, Black Sapphire, Mediterranean Blue, Mineral White, Portimao Blue, Arctic Gray
AVAILABLE SEAT COLORES	Black&Black, Silvery&Black, Apple Red&Black	Black&Black, Silvery&Black, Apple Red&Black	Black&Black, Silvery&Black, Apple Red&Black
SYSTEM VOLTAGE	48V	48V	48V
MOTOR POWER	4kw	6.3 kw With EM Brake	6.3 kw With EM Brake
CHARGING TIME	4-5h	4-5h	4-5h
CONTROLLER	400A	400A	400A
MAX SPEED	20-40km/h	20-40km/h	20-40km/h
MAX GRADIENT(FULL LOAD)	30%	30%	30%
BATTERY	48V Lithium battery	48V Lithium battery	48V Lithium battery

FEATURES



TOGGLE CLAMP

It used to quickly fix and unload automobile parts. It has a stable structure and strong gripping force, which can improve work efficiency and safety.




GAS SPRING

A gas spring is a mechanical spring that uses compressed gas to store and release energy, providing a controlled and smooth motion for easy unloading of cargo



REINFORCED BUMPER


Protect Your Travel




STORAGE HOPPER

Large capacity cargo hopper to help you carry more goods

OPTION COLORS



PPG PAINTS



LITHIUM BATTERY

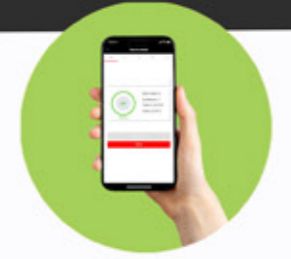


L series products are lithium-ion battery packs with integrated golf cart battery system. They are designed to replace the lead-acid batteries, which are available for drop-in replacement in golf carts easily. The benefits of lithium-ion battery include lighter weight, shorter charging time, longer life, free maintenance and to save much electricity bill for you. Our battery has an integrated management system which includes an On/Off switch and a state-of-charge(SOC) gauge.

- **ULTRA SAFE**
- **NO MAINTENANCE**
- **5-YEAR WARRANTY**
- **ALUMINUM PACK**



25A Adaptive Charger



Mobile & PC Live Monitor



	L4860	L48110	L48205
Nominal Voltage	51.2V	51.2V	48V
Nominal Capacity	60Ah	110Ah	205Ah
Stored Energy	2.88kwh	5.28kwh	9.84kwh
Life cycles	>3500 times		
Self discharge	max 3.2% per month		
Continuous charge current	≤40A	≤70A	≤145A
Continuous discharge current	100A		
Maximum discharge current	3C(30s)		
Quick charging time	1-2h		
Standard charging time	3-4h	4-5h	6-8h
Charge temperature range	32°F to 110°F (0°C to 45°C)		
Discharge temperature range	-4°F to 140°F (-20°C to 55°C)		
Storage temperature range	-4°F to 113°F (1month)(-20°C to 45°C)		
Cell combination	16 in series circuit	16 in series circuit	16 in series circuit
Cell assembly	3.2V60Ah	3.2V110Ah	3.2V205Ah
Casing material	Aluminum Alloy	Aluminum Alloy	Steel with Rust-resistant Coating
Weight	56.8lbs(25.8kg)	102.7lbs(46.6kg)	173.3lbs(78.6kg)
Dimension(L*W*H)	13.5*12.8*9.4in	21.0*13.8*9.8in	27.1*13.7*8.9in
IP rate	IP66		

All LED LIGHTING .

Beam At The Darkness !
Eco-Friendly .Cost-efficient.Long Lasting.Hassle-free.



Super bright lights illuminate your way home



Headlamp



Turn signal lamp



Brake light



Strip light


WHICH COLOUR GIVES YOU DRIVING PLEASURE?

The Best Resistance To Extreme Weather, Exceptional Resistance to Chipping, Flaking & Cracking, Excellent Fade Resistance.

The best resistance to extreme weather is comprised of dirt resistance, uv resistance and cyclic environmental testing. The tough finish provides exceptional resistance to chipping, flaking and cracking and provides a mold, mildew and algae resistant coating.



FLAMENCO
RED




BLACK
SAPPHIRE



MEDITERRANEAN
BLUE



MINERAL
WHITE



ARCTIC
GREY



PORTIMAO
BLUE